



Block 1 - Washington DC

Find all the Patterns At FreeQuiltPatterns.Info

Globetrotting!

by Pat Sloan

website - <http://www.PatSloan.com>

Blog - <http://blog.patsloan.com>

Quilt Forum - <http://www.quiltmashup.com>

Facebook - <http://www.facebook.com/PatSloanQuiltFun>



FREE *Quilt Patterns*

INFO



**Cut 8 squares
4" x 4"**

**Cut 20 squares
4" x 4"**

**Cut 4 strips
3.5" x 6.5"**

**Cut 12 squares
4" x 4"**

**Cut 1
square
6.5" x 6.5"**

**Cut 12
squares
3.5" x 3.5"**

Cutting Directions

Globetrotting!

by Pat Sloan

website - <http://www.PatSloan.com>

Blog - <http://blog.patsloan.com>

Quilt Forum - <http://www.quiltmashup.com>

Facebook - <http://www.facebook.com/PatSloanQuiltFun>


©2014 Pat Sloan & Co. All rights reserved.

This page may only be copied and distributed in whole and must include this notice.

Page 2



FREE *Quilt Patterns* .INFO



**Cut 2 strips
1.5" x 24.5"'''
Cut 2 strips
1.5" x 26.5"'''**



**Make
16 Half
Square Triangle
Units
with these
two fabrics**



**Make
24 Half
Square Triangle
Units
with these
two fabrics**

Globetrotting!

by Pat Sloan

website - <http://www.PatSloan.com>

Blog - <http://blog.patsloan.com>

Quilt Forum - <http://www.quiltmashup.com>

Facebook - <http://www.facebook.com/PatSloanQuiltFun>

©2014 Pat Sloan & Co. All rights reserved.

This page may only be copied and distributed in whole and must include this notice.





Making Half Square Triangle Units (HST)

Draw a line on the back of all the light squares



Layer a light and dark square

Sew 1/4" on each side of the drawn line

Cut the square in half on the line

Globetrotting!

by Pat Sloan

website - <http://www.PatSloan.com>

Blog - <http://blog.patsloan.com>


Quilt Forum - <http://www.quiltmashup.com>

Facebook - <http://www.facebook.com/PatSloanQuiltFun>

©2014 Pat Sloan & Co. All rights reserved.

This page may only be copied and distributed in whole and must include this notice.





Trim all the squares to 3.5" x 3.5"

Using a square ruler, position the diagonal line ON the seam

Trim 2 sides, rotate and trim the other 2 sides.

Visit PatSloan.com Free pattern page for a more detailed tutorial on HST

Globetrotting!

by Pat Sloan

website - <http://www.PatSloan.com>

Blog - <http://blog.patsloan.com>

Quilt Forum - <http://www.quiltmashup.com>

Facebook - <http://www.facebook.com/PatSloanQuiltFun>

©2014 Pat Sloan & Co. All rights reserved.

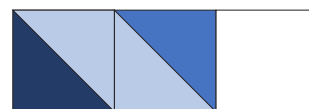
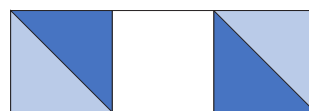
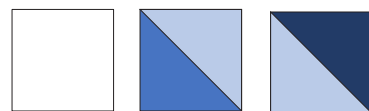
This page may only be copied and distributed in whole and must include this notice.



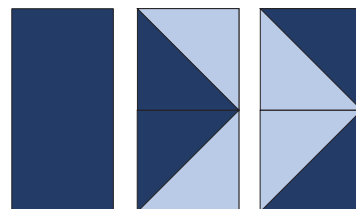
FREE *Quilt Patterns* .INFO



**Make 4
of these
Units
9.5" x 9.5"**



**Make 4
of these
Units
6.5" x 9.5"**



Globetrotting!

by Pat Sloan

website - <http://www.PatSloan.com>

Blog - <http://blog.patsloan.com>

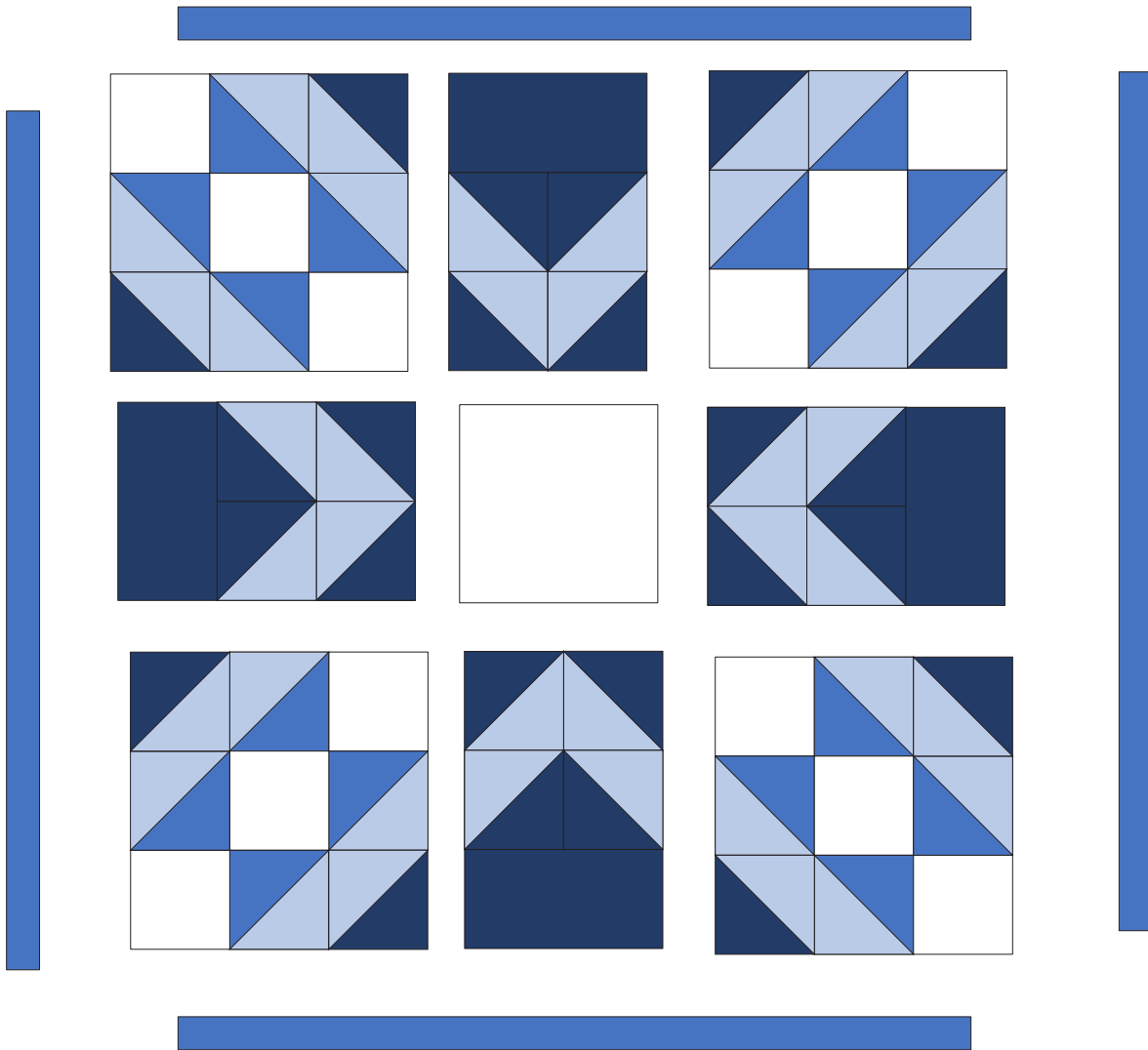
Quilt Forum - <http://www.quiltmashup.com>

Facebook - <http://www.facebook.com/PatSloanQuiltFun>

©2014 Pat Sloan & Co. All rights reserved.

This page may only be copied and distributed in whole and must include this notice.





Globetrotting!

by Pat Sloan

website - <http://www.PatSloan.com>

Blog - <http://blog.patsloan.com>


Quilt Forum - <http://www.quiltmashup.com>

Facebook - <http://www.facebook.com/PatSloanQuiltFun>

©2014 Pat Sloan & Co. All rights reserved.

This page may only be copied and distributed in whole and must include this notice.





Bobbins and Bits Version

Globetrotting!

by Pat Sloan

website - <http://www.PatSloan.com>

Blog - <http://blog.patsloan.com>

Quilt Forum - <http://www.quiltmashup.com>

Facebook - <http://www.facebook.com/PatSloanQuiltFun>

©2014 Pat Sloan & Co. All rights reserved.


This page may only be copied and distributed in whole and must include this notice.



FREE *Quilt Patterns* .INFO




**Cut 8 squares
4" x 4"**



**Cut 20 squares
4" x 4"**



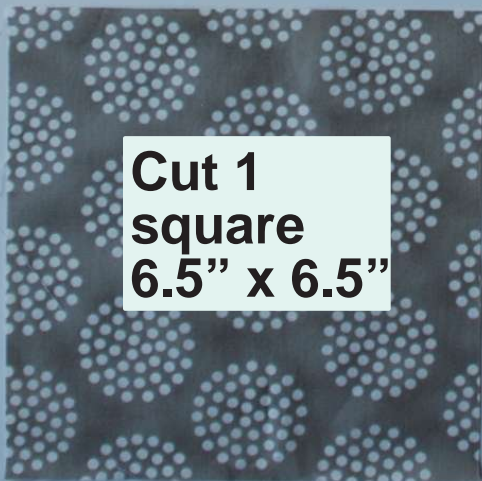
**Cut 4 strips
3.5" x 6.5"**




**Cut 12 squares
4" x 4"**



**Cut 2 strips
1.5" x 24.5"**
**Cut 2 strips
1.5" x 26.5"**



**Cut 1
square
6.5" x 6.5"**



**Cut 12
squares
3.5" x 3.5"**

Globetrotting!

by Pat Sloan

website - <http://www.PatSloan.com>

Blog - <http://blog.patsloan.com>

Quilt Forum - <http://www.quiltmashup.com>


Facebook - <http://www.facebook.com/PatSloanQuiltFun>

©2014 Pat Sloan & Co. All rights reserved.

This page may only be copied and distributed in whole and must include this notice.

Page 9





Block 1 - Washington DC

Find all the Patterns At FreeQuiltPatterns.Info

Globetrotting!

by Pat Sloan
website - <http://www.PatSloan.com>
Blog - <http://blog.patsloan.com>
Quilt Forum - <http://www.quiltmashup.com>
Facebook - <http://www.facebook.com/PatSloanQuiltFun>

©2014 Pat Sloan & Co. All rights reserved.
This page may only be copied and distributed in whole and must include this notice.

